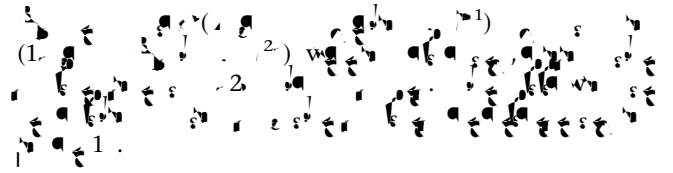



Materials and methods


Samples



Polymorphism genotyping



Software and statistical analysis



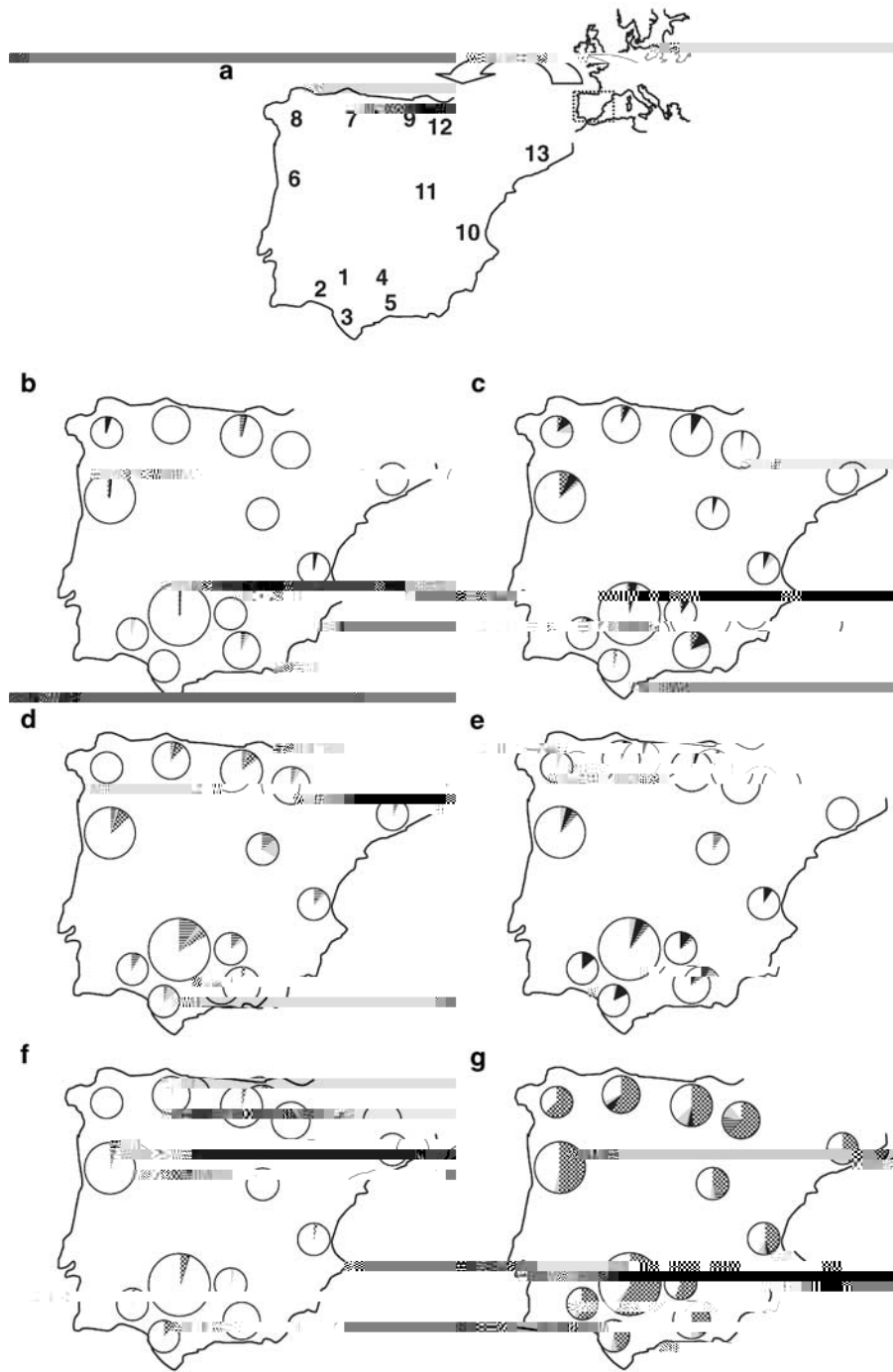


Figure 1



Table 1

---

---

---

---

---

---

1 2 3 4 5 6 7 8 9 10 11 12 (

12 1

10, 0

1)

2

V

1 2

00

20

### Acknowledgements

A... A...

2242 45 .0234.5 ... 01- . 2 ... 1 4 5 .0234.5 ... 14-1.5 234.

References

1. [Illegible text] 2000 408, 0
2. [Illegible text] 2001 2, 1



